

Flush mount WL VX100-FL



Padrão de feixe de iluminação

Para uma distribuição de luz vasta e ampla



Up to 45 m long beam

Veja e seja visto com OSRAM



Robust and vibration resistant

Specially designed for demanding work environments and rough off-road terrain



Classes de proteção IP e IK

Tested and validated in a DIN-certified environmental simulation laboratory regarding extreme external influences

Ficha técnica da família de produto



Powerful LED working lights

Discover the versatility of the OSRAM LEDDriving Flush Mount WL VX100-FL for powerful near-field and far-field illumination at the front, rear or side of your vehicle. The working light combines affordability with exceptional performance, quality and functionality. With a luminous flux of up to 600lm and a flood beam pattern with a wide and broad light distribution, the working light is ideal for illuminating near- and far-field areas, such as campsites, work areas or construction sites. Thanks to the lightweight rugged construction and sleek shape, the working light seamlessly integrates into the vehicle's design, offering enhanced visibility without compromising on style. With a light beam reaching up to 45 meters and a light color of 6500 Kelvin, it ensures clear visibility even in the darkest conditions. The working light is compatible with both 12V and 24V electrical systems, making them suitable for a wide range of vehicles including trucks, agricultural machinery, construction vehicles, caravans, quads and off-road vehicles¹⁾. Whether for demanding work environments, camping trips or off-road adventures, the LED Flush Mount offers versatile lighting solutions tailored to various driving scenarios. Equipped with a shatterproof polycarbonate lens and aluminum die-cast housing, the LEDDriving Flush Mount WL VX100-FL is robust and vibration resistant to withstand the harshest conditions. It has been tested and validated with the highest IP-Protection Classes IP6K8 & IP6K9K in our DIN certified environmental simulation laboratory for extreme external influences regarding water, dust, impacts, heat, cold and permanent vibration. In addition, OSRAM provides a 2-year guarantee on the product²⁾.¹⁾ Additional working lights without ECE approval for use as work lights are approved for use on any vehicle according to German Road Traffic Licensing Regulations (StVZO) §52 (7). However, they must not be used and switched on while driving. In addition, individual special regulations, and laws of countries outside Germany must be observed.²⁾ For precise conditions refer to: www.osram.com/am-guarantee

Ficha técnica da família de produto

Dados técnicos

Descrição do produto	Informação de Produto		Dados Elétricos		Dados fotométricos	Informação sobre módulos LED
	Referência do pedido	Aplicação (específico por cat. e prod.)	Tensão nominal	Potência nominal	Fluxo luminoso	Número de LEDs por módulo
Flush Mount WL VX100-FL ¹⁾	LEDFLUSH 101-FL	Working light application	12/24 V	6.50 W	600 lm	2

Descrição do produto	Espectativa de Vida	Atributos	Normas e Certificações		Dados logísticos
	Vida estimada a Tc	Tecnologia	Normas	Tipo de protecção	Código do material
Flush Mount WL VX100-FL ¹⁾	5000 h	LED ²⁾	ECE R10	IP6K8/IP6K9K	85122000900





Descrição do produto	Environmental information Information according Art. 33 of EU Regulation (EC) 1907/2006 (REACH)		
	Date of Declaration	Primary Article Identifier	Declaration No. in SCIP database
Flush Mount WL VX100-FL ¹⁾	01-03-2024	4062172399920	In work

¹⁾ Beam Pattern: Flood

²⁾ Light-emitting diode application

Ficha técnica da família de produto

Download Data

Arquivo	
	User instruction LEDDriving Flush Mount WL VX100-FL LEDFLUSH101-FL
	Filme de aplicação OSRAM Quality Testing LEDriving working and driving lights (EN)
	Filme de aplicação OSRAM LEDdriving and working lights Imagefilm (EN)
	Filme de aplicação LEDDriving Driving and Working Lights Reference Video (EN)

Instruções de segurança

Para obter informações detalhadas sobre a aplicação, consulte a ficha de dados do produto e o manual do usuário

Informação de legislação

2) For precise conditions please refer to: www.osram.com/am-guarantee

Informações sobre aplicações

Para obter mais informações sobre aplicações e gráficos acesse a ficha técnica do produto.

Retratção

Sujeito a alteração sem prévio aviso. Sempre utilize a versão mais recente.